



GRADUATE SCHOOL OF EDUCATION

# A guide to your Education application

An introduction to Inherent Requirements  
and a step-by-step guide for writing your  
Personal Statement



THE UNIVERSITY OF  
**WESTERN  
AUSTRALIA**

# Contents

Introduction to the guide	3
What is a Personal Statement?	5
What do I include in my Personal Statement?	6
Your step-by-step guide	7
Personal Statement checklist	9
What are Inherent Requirements?	10
Assessing Inherent Requirements	11



The University of Western Australia acknowledges that its campuses are situated on Noongar land and that Noongar people remain the spiritual and cultural custodians of their land, and continue to practise their values, languages, beliefs and knowledge.



# Introduction to the guide

Education is a vital field in which you'll facilitate learning, transform lives and inspire futures.

If you're looking to study an Initial Teacher Education (ITE) course, you'll need to submit a Personal Statement as part of your application process. This guide has been created to help you throughout this process, outlining important steps and requirements. We have also included a checklist to follow when you are completing your Personal Statement.



When you have finished reading this guide, you should understand:

- What a Personal Statement is and suggested steps to completing your application.
- What Inherent Requirements are and how they are assessed.



## What is a Personal Statement?

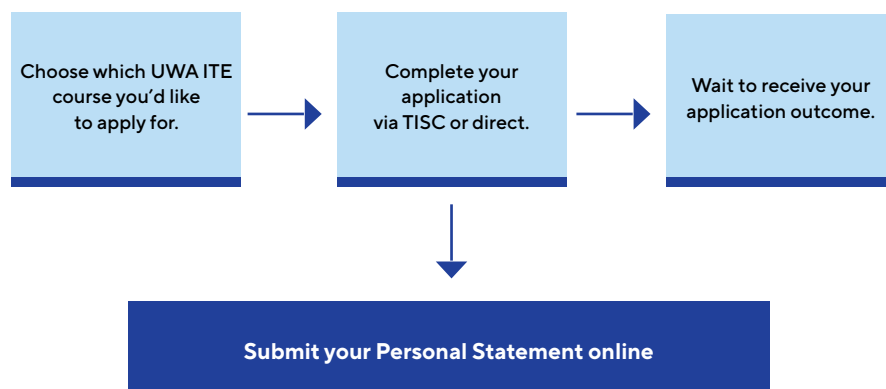
The Personal Statement is part of the application process and provides an opportunity for you to share your passion and motivations for pursuing teaching, as well as experiences that have prepared you for this pursuit.

It requires you to address five criteria: two of which are Inherent Requirements for the course, and three that reflect knowledge, skills and abilities that are important for future teachers.

1. **Communication and relational capabilities**
2. **Self-awareness and self-management**
3. **Motivation to teach**
4. **Willingness to learn**
5. **Organisational and planning skills**

**Note:** these criteria are part of our Inherent Requirements. For more information see page 10

### Your application process





## What do I include in my Personal Statement?

These are the questions you will see when you begin your online Personal Statement. You can use these questions as a reference point for when you begin planning your responses.

You'll need to provide evidence and examples for the following:

### 1. Communication and relational capabilities

Demonstrate that you have excellent oral and written communication skills in English, and that you have the ability to build and maintain respectful relationships with people from a range of backgrounds and age groups.

### 2. Self-awareness and self-management

Show that you are self-aware (you know yourself and the impact you may have on others) and are able to regulate your own emotions and behaviour and show resilience, even in stressful situations.

### 3. Motivation to teach

Why do you want to be a teacher and what you think you can bring to the profession. Go beyond statements such as, "I love working with children/young people".

### 4. Willingness to learn (including ability to act on feedback)

Demonstrate your willingness to learn, to question your attitudes and beliefs, and your ability to act on the feedback and advice given to you by others.

### 5. Organisational and planning skills

Showcase your organisational skills and that you and are able to make plans and execute them effectively.

*In addition, if you are a Secondary Teaching applicant who completed your degree five or more years ago, you must also address the following in no longer than 250 words:*

### 6. Up to date discipline knowledge

How have you kept up to date in the field in which you plan to work?

# Your step-by-step guide

## Step 1.

Read over the questionnaire. You might like to make some notes or dot points with ideas for your responses, including relevant experiences or scenarios that may help support your responses. At this stage, you could talk to friends, family or past teachers and tutors who might help you think of these examples.

## Step 2.

Draft your responses. You may want to prepare your responses in a separate document before you enter them into your online Personal Statement. It is expected that your Personal Statement includes considered responses with accurate grammar and professional language. Dot points are not acceptable. The use of any form of artificial intelligence (AI) is strictly prohibited in the completion of your Personal Statement. Each response should specifically address all parts of the question and include examples.

## Step 3.

Proofread and check over your responses. Use the checklist on page 9 to make sure you are meeting the requirements.

## Step 4.

When you are satisfied that you have answered each question to the best of your ability, and your responses are of a high standard, you can enter each response into the online form.

## Step 5.

Submit your Personal Statement.

---

Remember, your Personal Statement is an opportunity to share your passion and motivations for pursuing teaching, as well as experiences that have prepared you for this pursuit.







## Personal Statement checklist

- Fill out your personal details. Ensure you have your contact details, including student ID (if you have one) or TISC ID ready to fill in.
- Answer the five required questions, between 200-300 words per answer.
- Use professional language, with accurate grammar and punctuation. Avoid casual language, and write your responses in sentences and paragraphs, not dot points.
- Use examples with specific information, for example the names of sporting clubs, organisations and workplaces and how you contributed to them.
- Answer one additional question if you are a Secondary Teaching applicant.
- Ensure all answers are your own and written by you. The use of any form of artificial intelligence (AI) is strictly prohibited in the completion of your Personal Statement.
- Proofread your work.
- Sign the declaration that your work is your own.

---

**We suggest you print this page out and use it to guide your Personal Statement submission process.**

# What are Inherent Requirements?

Inherent requirements identify the core knowledge, skills and abilities that must be met by all students to complete an Initial Teacher Education (ITE) course at UWA.

Your Personal Statement will need to address the following Inherent Requirements:


- **Communication and relational capabilities**
- **Self-awareness and self-management**

The remaining five Inherent Requirements will be assessed during your course of study. These include:

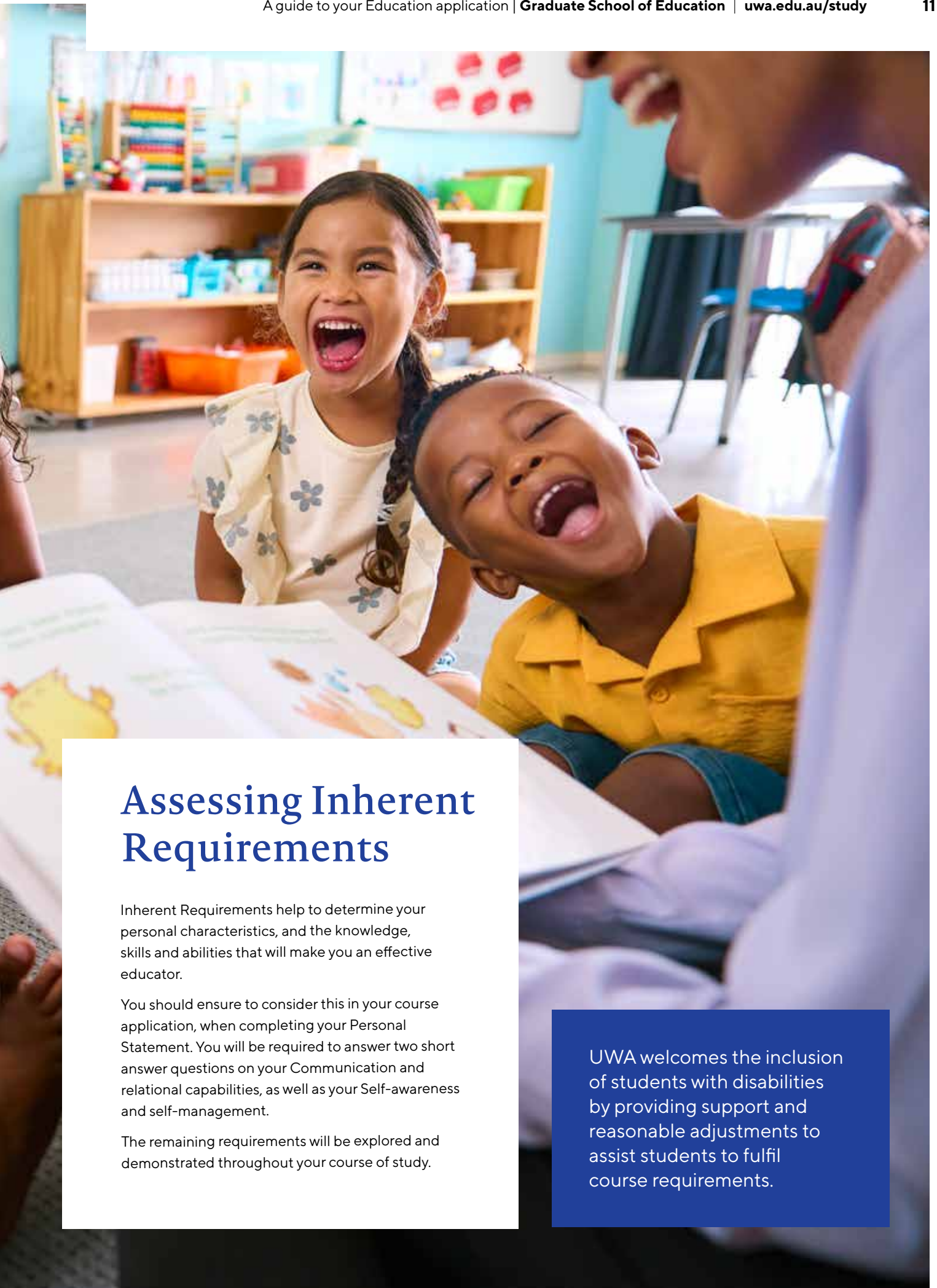
- **Legal prerequisites**
- **Professional knowledge and cognitive skills**
- **Physical, motor and sensory capabilities**
- **Social awareness and situational management**
- **Sustained professional conduct in complex educational settings**

---

You can read our official document on Inherent Requirements [here](#).



The academic requirements of your chosen course can be found in your course **handbook**.



## Assessing Inherent Requirements

Inherent Requirements help to determine your personal characteristics, and the knowledge, skills and abilities that will make you an effective educator.

You should ensure to consider this in your course application, when completing your Personal Statement. You will be required to answer two short answer questions on your Communication and relational capabilities, as well as your Self-awareness and self-management.

The remaining requirements will be explored and demonstrated throughout your course of study.

UWA welcomes the inclusion of students with disabilities by providing support and reasonable adjustments to assist students to fulfil course requirements.



## Experience every moment

Stay up-to-date with the latest info about studying at UWA, what uni life is really like, our courses and career pathways, events, study tips and so much more!



THE UNIVERSITY OF  
**WESTERN  
AUSTRALIA**

## Get in touch

**CALL US**  
131 UWA (131 892)

**ASK US A QUESTION**  
[ask.uwa.edu.au](http://ask.uwa.edu.au)

**BOOK AN APPOINTMENT**  
[seek.uwa.edu.au/appointments](http://seek.uwa.edu.au/appointments)

**VISIT US**  
Student Central,  
The University of Western Australia  
35 Stirling Hwy, Perth

## Stay connected

 [uniwesternaustralia](#)  [universitywa](#)  [uwanews](#)  [universitywa](#)  [universitywa](#)